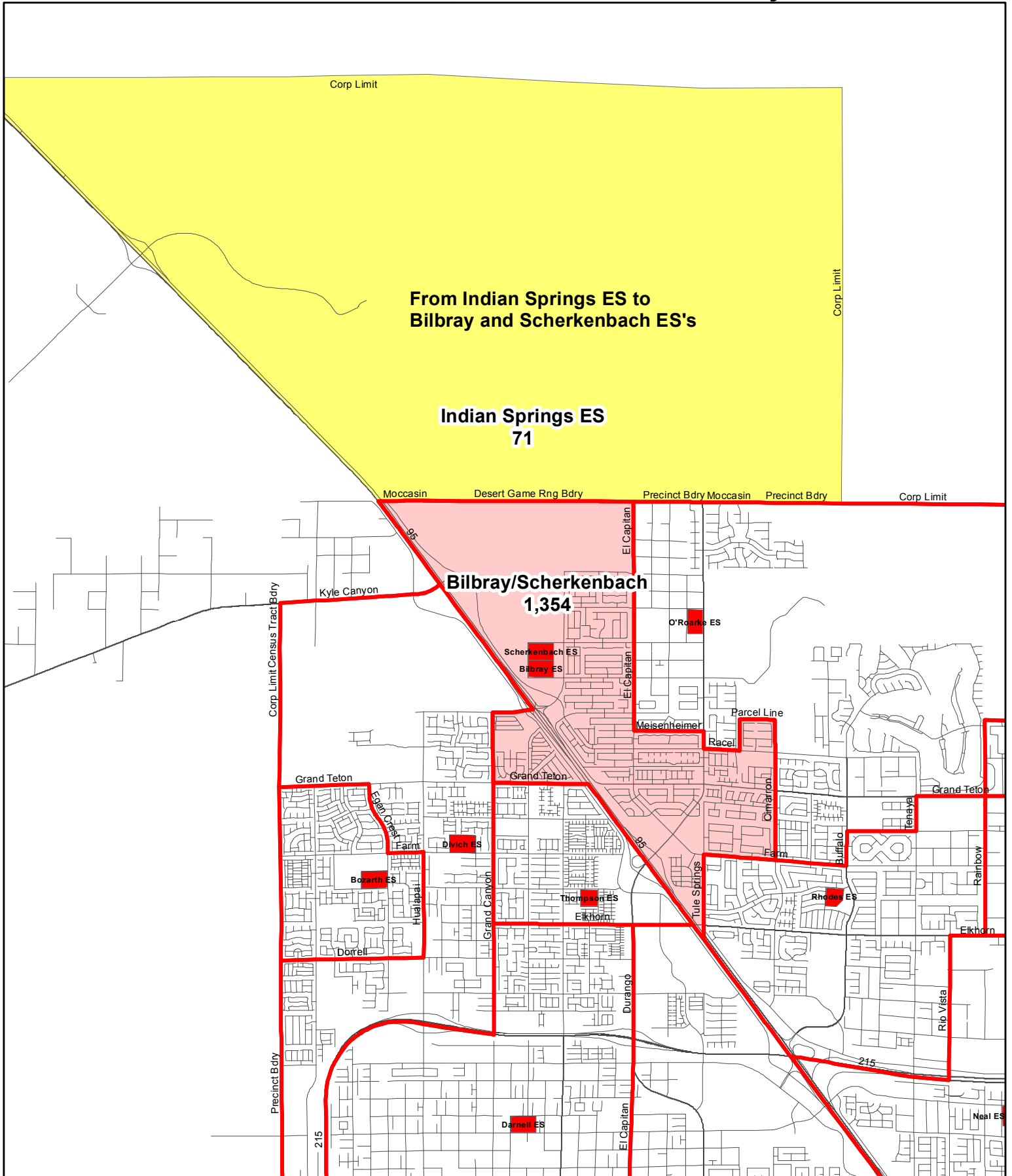


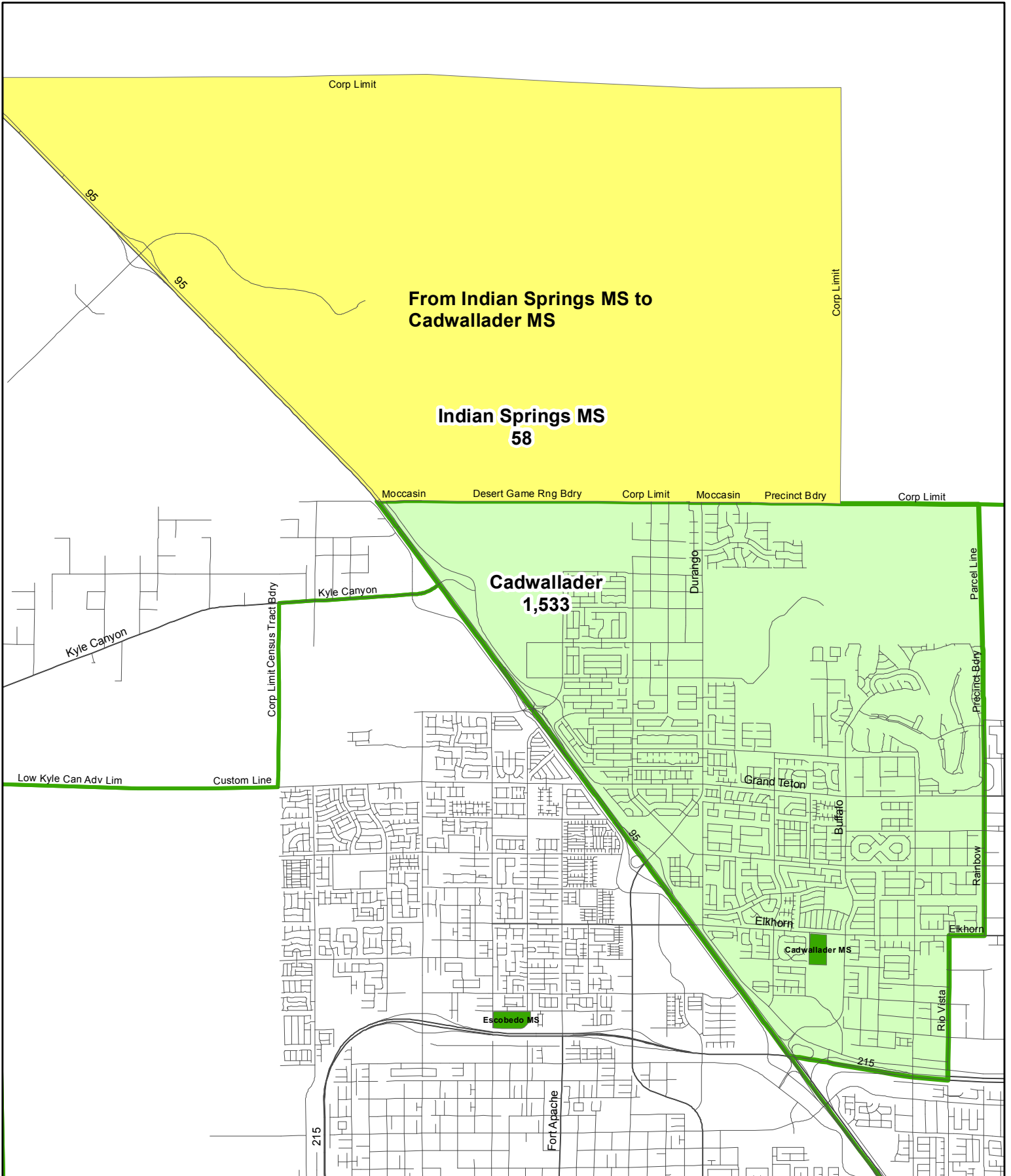
Focus Area C1, Scenario 1 - Elementary



**Focus Area C1, Scenario 1 - Elementary
2018 Geographic Student File**

TO/FROM	GRADE							RACE							2018-19 Capacity	
	K	1	2	3	4	5	TOTAL	American Indian/ Alaskan	Asian	Black/African- American	Hispanic/ Latino	More Than One Race	Pacific Islander	White/ Caucasian		ELL
Bilbray/Scherkenbach	205	198	229	219	229	274	1,354	0.30%	3.62%	10.19%	26.29%	10.71%	0.96%	47.93%	2.73%	1,448
Bilbray/Scherkenbach	205	198	229	219	229	274	1,354	0.30%	3.62%	10.19%	26.29%	10.71%	0.96%	47.93%	2.73%	
Indian Springs ES	0	0	0	0	0	0	0	0.00%	0.00%	0.00%	0.00%	0.00%	0.00%	0.00%	0.00%	
Indian Springs ES	14	11	9	14	13	10	71	0.00%	0.00%	0.00%	26.76%	2.82%	0.00%	70.42%	2.82%	122
Indian Springs ES	14	11	9	14	13	10	71	0.00%	0.00%	0.00%	26.76%	2.82%	0.00%	70.42%	2.82%	

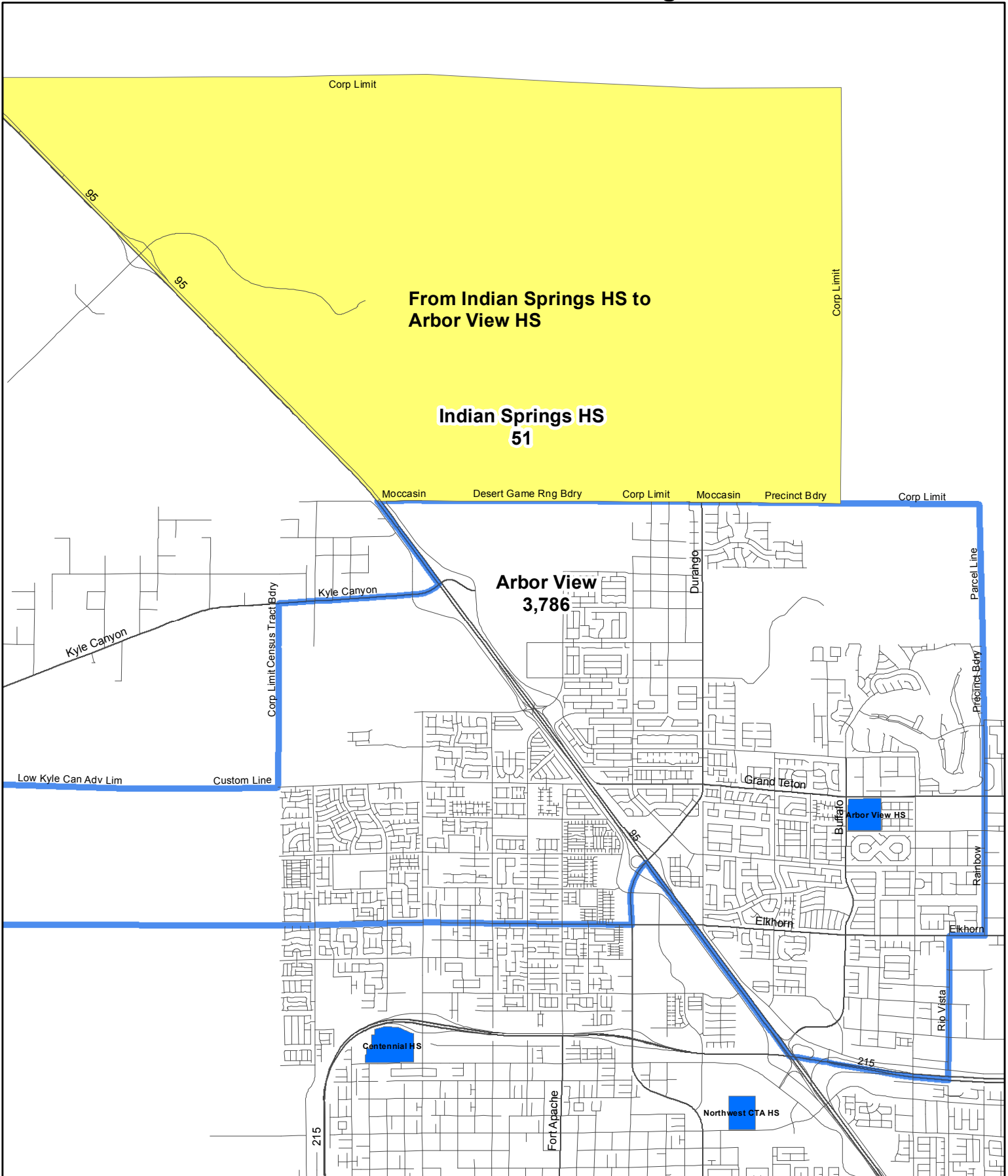
Focus Area C1, Scenario 1 - Middle



**Focus Area C1, Scenario 1 - Middle
2018 Geographic Student File**

TO/FROM	GRADE				RACE							2018-19 Capacity	
	6	7	8	TOTAL	American Indian/ Alaskan	Asian	Black/African- American	Hispanic/ Latino	More Than One Race	Pacific Islander	White/ Caucasian		ELL
Cadwallader	495	502	536	1,533	0.26%	3.26%	10.18%	22.96%	9.39%	1.44%	52.51%	2.09%	1,596
Cadwallader	495	502	536	1,533	0.26%	3.26%	10.18%	22.96%	9.39%	1.44%	52.51%	2.09%	
Indian Springs MS	0	0	0	0	0.00%	0.00%	0.00%	0.00%	0.00%	0.00%	0.00%	0.00%	
Indian Springs MS	14	24	20	58	3.45%	1.72%	0.00%	25.86%	5.17%	0.00%	63.79%	3.45%	265/618
Indian Springs MS	14	24	20	58	3.45%	1.72%	0.00%	25.86%	5.17%	0.00%	63.79%	3.45%	

Focus Area C1, Scenario 1 - High



**Focus Area C1, Scenario 1 - High
2018 Geographic Student File**

TO/FROM	GRADE					RACE							2018-19 Capacity	
	9	10	11	12	TOTAL	American Indian/ Alaskan	Asian	Black/African- American	Hispanic/ Latino	More Than One Race	Pacific Islander	White/ Caucasian		ELL
Arbor View	1,022	970	906	888	3,786	0.53%	6.60%	13.42%	22.61%	7.87%	1.40%	47.57%	2.40%	2,591
Arbor View	1,022	970	906	888	3,786	0.53%	6.60%	13.42%	22.61%	7.87%	1.40%	47.57%	2.40%	
Indian Springs HS	0	0	0	0	0	0.00%	0.00%	0.00%	0.00%	0.00%	0.00%	0.00%	0.00%	
Indian Springs HS	16	14	6	15	51	9.80%	0.00%	3.92%	17.65%	5.88%	0.00%	62.75%	1.96%	353/618
Indian Springs HS	16	14	6	15	51	9.80%	0.00%	3.92%	17.65%	5.88%	0.00%	62.75%	1.96%	